

Find a Half (1)

Adult Guidance with Question Prompts



Children learn that 'half' means one of two equal parts and 'whole' means complete. Children investigate halving images and objects. They spot, describe and correct inaccuracies as they study representations of halves. Here, children match the halves to make a whole. They also practice drawing lines on images to show halves. It would be great if children had access to playdough and cutting tools, paper and scissors to investigate making different shapes and finding ways to halve them.

How many parts has each piece of fruit been cut into?

Do they show halves? How do you know?

Does it matter if they are cut in the same way?

Does there need to be the same amount in each part?

Can you match the halves that go together to make a whole?

If you cut a whole piece of fruit in half, how many pieces would you make?

How would you know that each piece is a half?

Draw a line on each piece of fruit to show where to cut.

How can we check that they are halves?

Is there another way to halve them?








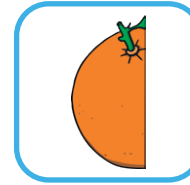
Use playdough to make different shapes.

Can you find different ways to cut them in half?

Find a Half (1)




Draw lines to match the halves.



We need to cut each fruit in half.



Can you show us where to cut?
Is there another way?



Draw a line to show half.

Find a Half (1)

Adult Guidance with Question Prompts



Children learn that 'half' means one of two equal parts and 'whole' means complete. Children investigate halving images and objects. They spot, describe and correct inaccuracies as they study representations of halves. Here, children identify which fruits have been halved correctly. They work out the shape of a whole sandwich by looking at the half that is left. They also investigate how many ways the pizza can be sliced in half. It would be great if children had access to playdough and cutting tools, paper and scissors to investigate making different shapes and finding ways to halve them.

Do you agree with the statement? Why / why not?

How would you know if the fruit has been cut in half?

What clues are you looking for?

Tick the boxes by the fruits that show halves.

If this is half of a larger sandwich, what do you think the other half looked like?

When both halves were together, what shape was the whole sandwich?

What can we do to work this out?

Do you agree with the statement?

Can you prove it?

How many different ways can you find to halve a square?



Find a Half (1)



I cut these into 2 parts, so they are all halves.



Tick the fruits that show halves.



How do you know?



This is half of my sandwich.



What shape was the whole sandwich?



There are only 2 ways to cut this pizza in half.



Do you agree? Can you find a way to prove it?

Find a Half (1)

Adult Guidance with Question Prompts



Children learn that 'half' means one of two equal parts and 'whole' means complete. Children investigate halving images and objects. They spot, describe and correct inaccuracies as they study representations of halves. Here, children explore which shape can be halved in the greatest number of different ways. They then investigate why some shapes can't be halved. It would be great if children had access to playdough and cutting tools, paper and scissors to investigate making different shapes and finding ways to halve them.

Which shape do you think can be halved in the most ways?

Can you explain why?

Can you prove it?

Can you order these from the fewest to the most options?

Do you agree with Ben?

Are there other shapes that can't be halved?

What can you do to find out?

What do these shapes have in common?

Investigate halving other shapes.

Try to guess first, then test.


What do you notice?

Find a Half (1)



Use paper shapes to help you.

How many ways can you find to halve the shapes?



Put the number in the box.

Which shape has the most ways?

Now try some different shapes.

What do you notice?



It's impossible to cut this shape in half.



Are there any more shapes that can't be halved?